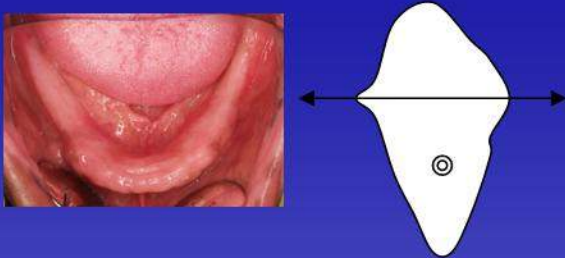

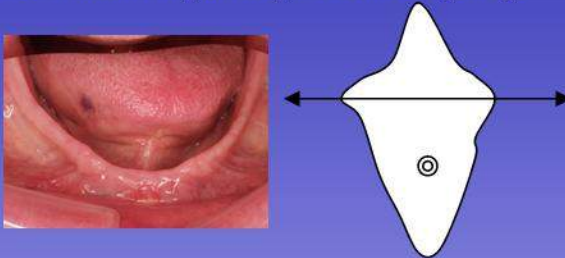

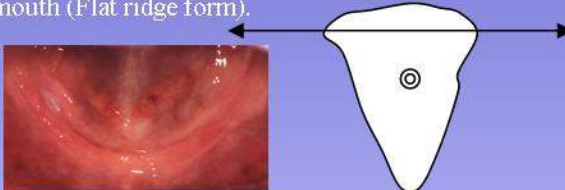
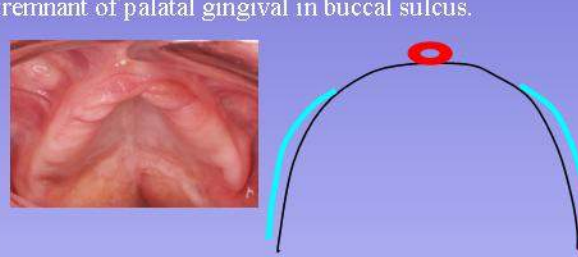


## Topographical Ridge Classification for the Edentulous Ridge

MANDIBLE	MAXILLA
<p><b>Class 3:</b> Well rounded ridge form with little loss of height and width</p> 	<p><b>Class 3:</b> Well rounded ridge. Incisive papilla palatal to crest, palatal remnant palatal to posterior crest.</p> 
<p><b>Class 4:</b> Loss of width but good height—'Knife-edge ridge'</p> 	<p><b>Class 4:</b> Some loss of width. Incisive papilla on crest as is the remnant of the palatal gingival.</p> 
<p><b>Class 5:</b> Loss of height and width. Ridge level with the floor of mouth (Flat ridge form).</p> 	<p><b>Class 5/6:</b> Loss of height and width. Papilla in labial sulcus and remnant of palatal gingival in buccal sulcus.</p> 
<p><b>Class 6:</b> Loss of height and width with loss of basal bone. Ridge below the level of the floor of the mouth (negative ridge form)</p> 